Hints and links to VSP Processing

Shuki Ronen

July 2021

Figure 12.8. The interpretive processing panels that shows the wavefield separation operation in detail. The multiples and primary reflected waves can be traced from the raw data to the upgoing separated data.

From https://cseg.ca/assets/files/atlas/Q_Chapter_12.pdf



Corridor Stack

From https://cseg.ca/assets/files/atlas/Q_Chapter_12.pdf



Corridor Stack

From https://cseg.ca/assets/files/atlas/Q_Chapter_12.pdf





Corridor Stack

From https://cseg.ca/assets/files/atlas/Q_Chapter_12.pdf



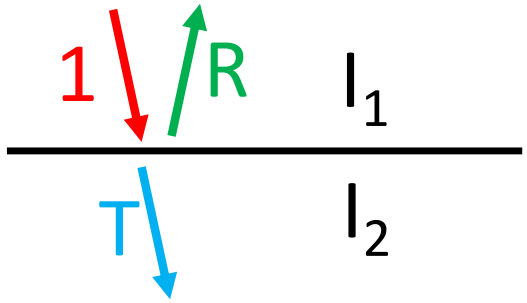



Some links

Seismic Unix

- https://github.com/fahdi104/latihanvspsu/blob/master/7CorrStack/CorridorStack.sh
- https://github.com/fahdi104/latihanvspsu
- https://mailman.seismic-unix.org/archives/seisunix/2020-July/000030.html

CREWES

- https://www.crewes.org/ResearchLinks/FreeSoftware/
- https://www.crewes.org/Documents/ResearchReports/2001/2001-48.pdf

AAPG

- https://www.searchanddiscovery.com/pdfz/documents/geophysical/brewer/images/brewer.pdf.html